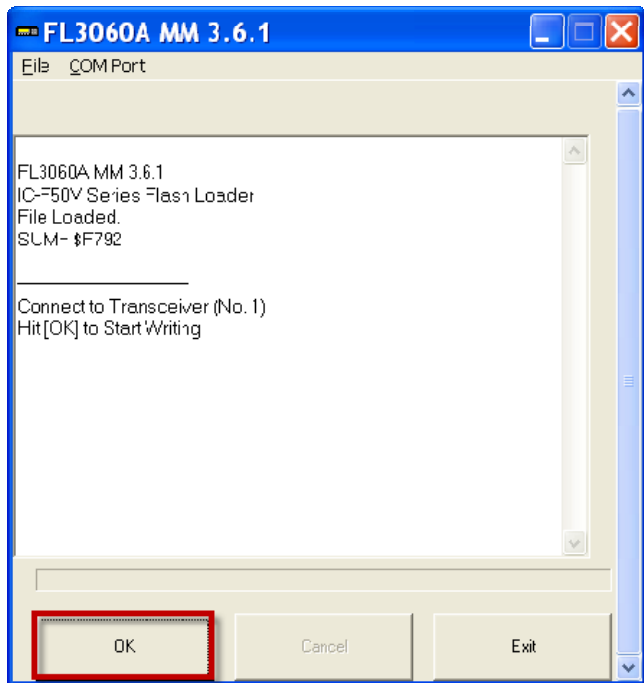


## CS-F50V MM Cloning Software and FL3060A Firmware Release Notes

F50V radios upgraded to firmware FL3060A will have the capability of emitting alert tones that mimic common paging tones. To program this capability, radios must use Cloning Software CS-F50V MM. Once the radio firmware has been upgraded, the radio can only be programmed using the CS-F50V MM software.

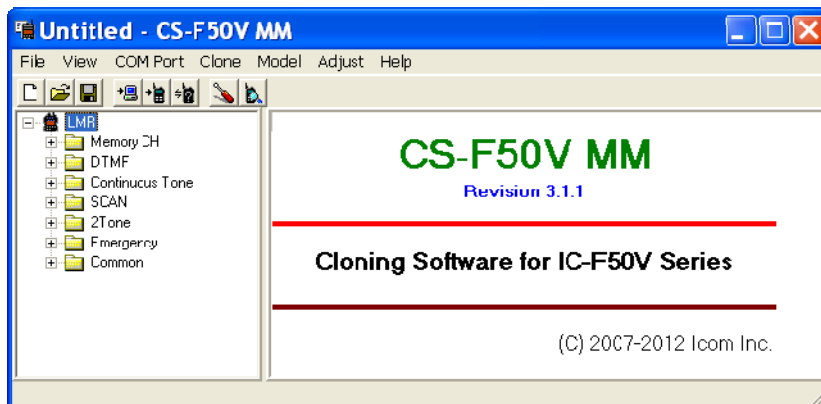
### Upgrading the Radio Firmware

1. Connect the radio to your computer using the OPC-966/U cloning cable.
2. Open the FL3060A MM 3.6.1 firmware and select a valid COM port.
3. Click OK to upgrade.

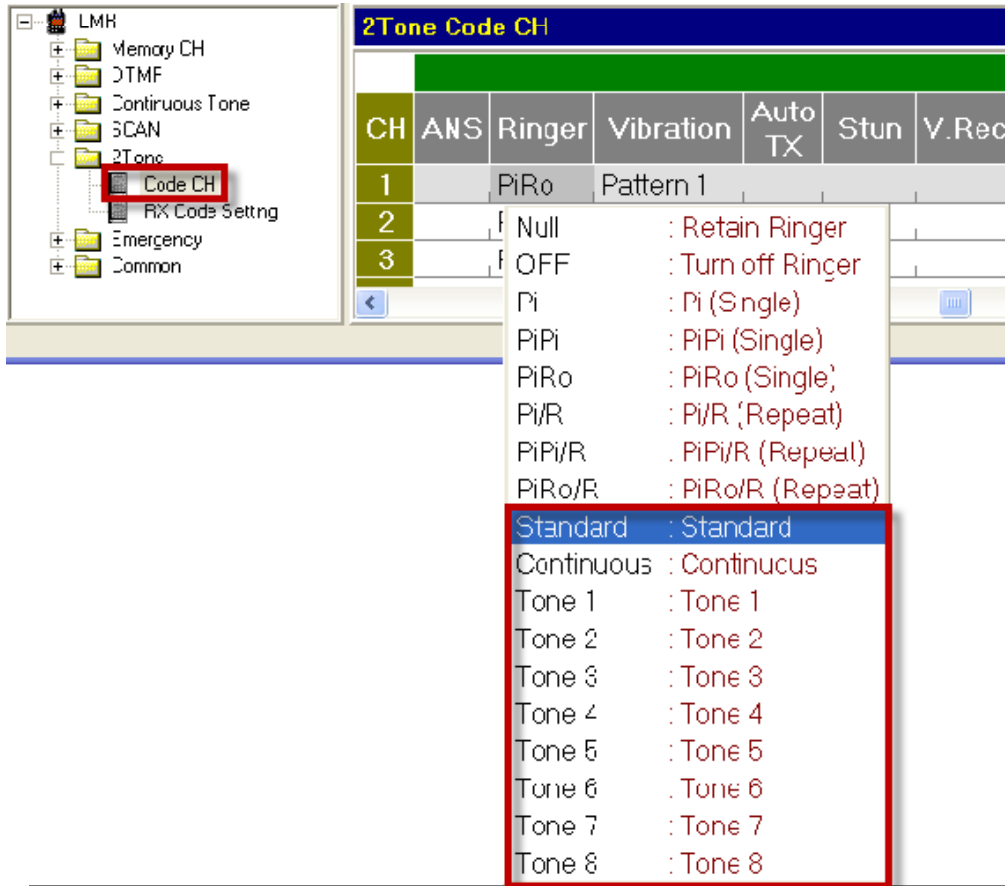


### Programming the New Ringer Settings

1. Open the CS-F50V MM software.



2. Go to **2Tone** -> **Code CH** and select any of the new ringer settings.



3. Enter the duration you want the tone to ring. It can be set to 0.500sec to 10sec in 0.500sec steps.

